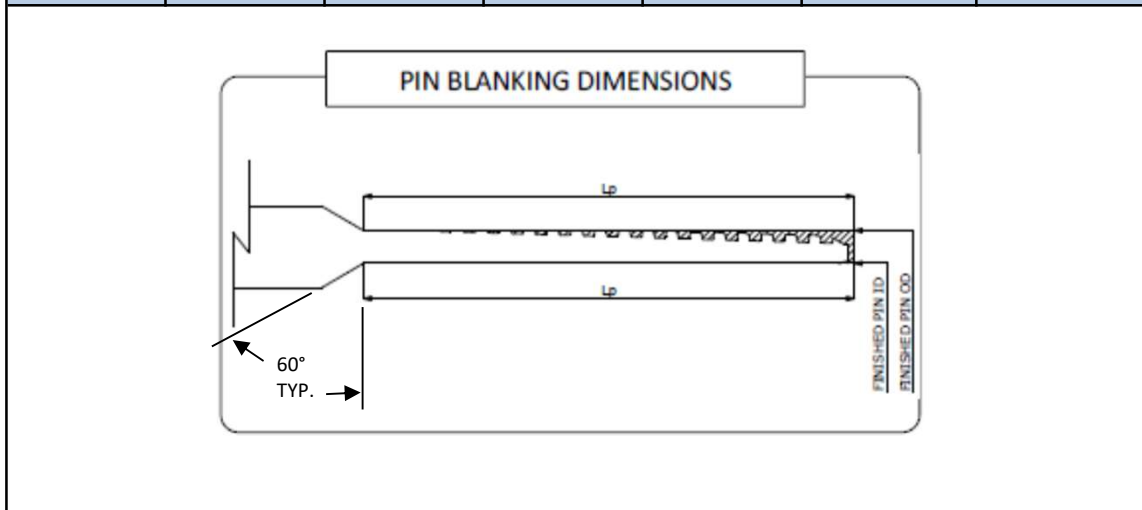


GEOCONN FAMILY (GEOCONN, GEOCONN-TS, GEOCONN-HT, MO-GT, MO-GT-TS) BLANKING DIMENSIONS

TABLE 1: ACCESSORY PIN BLANKING DIMENSIONS FOR GEOCONN, GEOCONN-TS, GEOCONN-HT, MO-GT AND MO-GT-TS (UNIT: INCH)

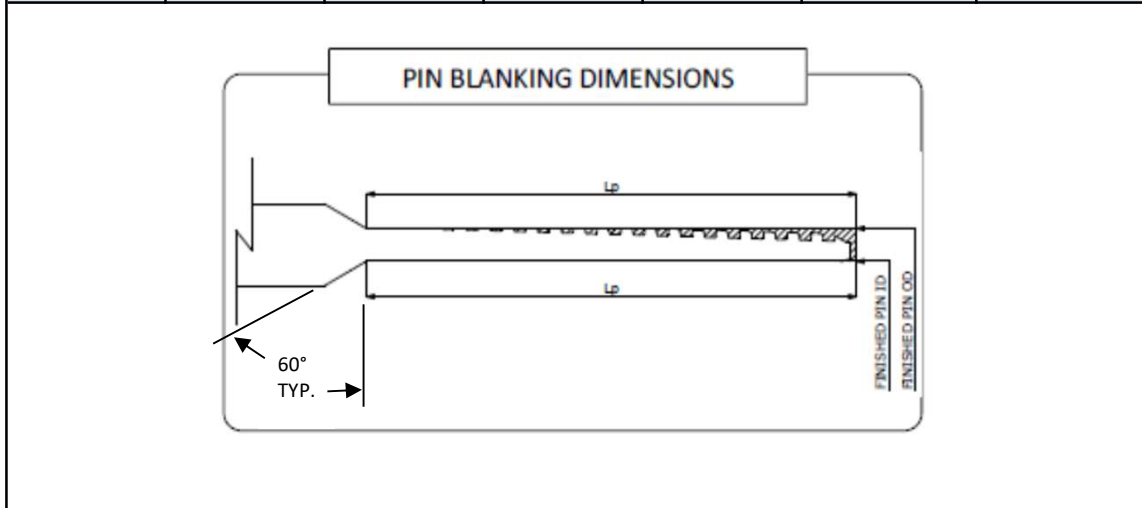
NOMINAL OD	NOMINAL WEIGHT (lb/ft)	NOMINAL WALL	FINISHED PIN OD	FINISHED PIN ID	BLANKED LENGTH NO RECUT (Lp)	MIN RECUT LENGTH
TOLERANCE			±0.015	±0.010	MIN	MIN
4 1/2	10.50	0.224	4.500	4.052	4.375	2.188
4 1/2	11.60	0.250	4.500	4.000	4.375	2.188
4 1/2	12.60	0.271	4.500	3.958	4.375	2.188
4 1/2	13.50	0.290	4.500	3.920	4.375	2.188
4 1/2	15.10	0.337	4.500	3.826	4.375	2.188
5	15.00	0.296	5.000	4.408	4.500	2.188
5	18.00	0.362	5.000	4.276	4.500	2.188
5 1/2	15.50	0.275	5.500	4.950	4.625	2.188
5 1/2	17.00	0.304	5.500	4.892	4.625	2.188
5 1/2	20.00	0.361	5.500	4.778	4.625	2.188
5 1/2	23.00	0.415	5.500	4.670	4.625	2.188
6	18.80	0.304	6.000	5.392	4.625	2.188
6	23.00	0.380	6.000	5.240	4.625	2.188
6	24.50	0.400	6.000	5.200	4.625	2.188
6 5/8	20.00	0.288	6.625	6.049	4.750	2.188
6 5/8	24.00	0.352	6.625	5.921	4.750	2.188
7	20.00	0.272	7.000	6.456	5.000	2.188
7	23.00	0.317	7.000	6.366	5.000	2.188
7	26.00	0.362	7.000	6.276	5.000	2.188
7	29.00	0.408	7.000	6.184	5.000	2.188
7	32.00	0.453	7.000	6.094	5.000	2.188
7	35.00	0.498	7.000	6.004	5.000	2.188
7	38.00	0.540	7.000	5.920	5.000	2.188



GEOCONN FAMILY (GEOCONN, GEOCONN-TS, GEOCONN-HT, MO-GT, MO-GT-TS) BLANKING DIMENSIONS

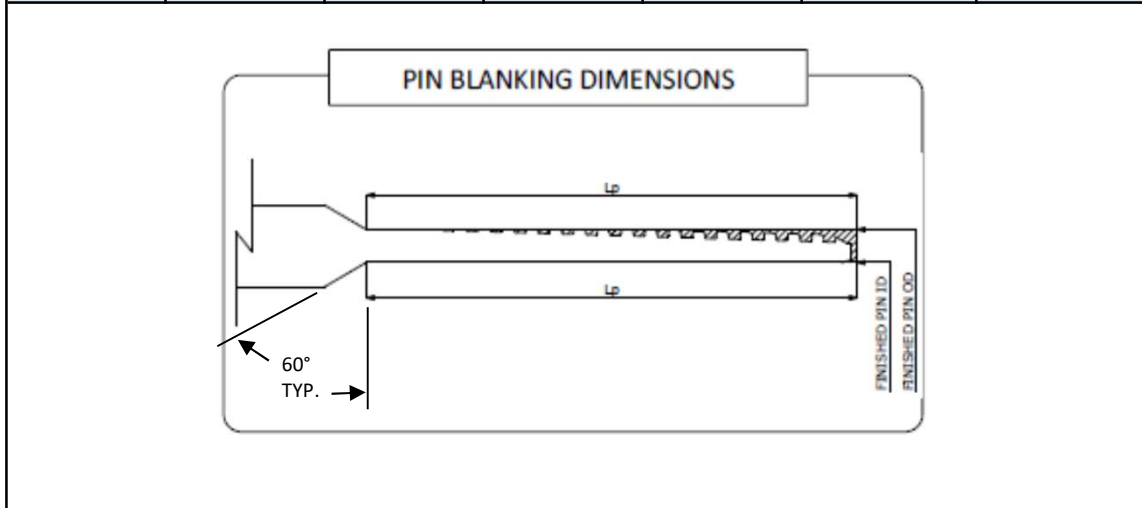
TABLE 1: ACCESSORY PIN BLANKING DIMENSIONS FOR GEOCONN, GEOCONN-TS, MO-GT AND MO-GT-TS (UNIT: INCH) (CONTINUED)

NOMINAL OD	NOMINAL WEIGHT (lb/ft)	NOMINAL WALL	FINISHED PIN OD	FINISHED PIN ID	BLANKED LENGTH NO RECUT (Lp)	MIN RECUT LENGTH
TOLERANCE			±0.015	±0.010	MIN	MIN
7 5/8	26.40	0.328	7.625	6.969	5.125	2.188
7 5/8	29.70	0.375	7.625	6.875	5.125	2.188
7 5/8	33.70	0.430	7.625	6.765	5.125	2.188
7 5/8	39.00	0.500	7.625	6.625	5.125	2.188
8 5/8	24.00	0.264	8.625	8.097	5.250	2.188
8 5/8	28.00	0.304	8.625	8.017	5.250	2.188
8 5/8	32.00	0.352	8.625	7.921	5.250	2.188
8 5/8	36.00	0.400	8.625	7.825	5.250	2.188
9 5/8	36.00	0.352	9.625	8.921	5.250	2.188
9 5/8	40.00	0.395	9.625	8.835	5.250	2.188
9 5/8	43.50	0.435	9.625	8.755	5.250	2.188
9 5/8	47.00	0.472	9.625	8.681	5.250	2.188
9 5/8	53.50	0.545	9.625	8.535	5.250	2.188
9 7/8	62.80	0.625	9.875	8.625	5.250	2.188
10 3/4	40.50	0.350	10.750	10.050	5.250	2.188
10 3/4	45.50	0.400	10.750	9.950	5.250	2.188
10 3/4	51.00	0.450	10.750	9.850	5.250	2.188
10 3/4	55.50	0.495	10.750	9.760	5.250	2.188
10 3/4	60.70	0.545	10.750	9.660	5.250	2.188
10 3/4	71.10	0.650	10.750	9.450	5.250	2.188



GEOCONN FAMILY (GEOCONN, GEOCONN-TS, GEOCONN-HT, MO-GT, MO-GT-TS) BLANKING DIMENSIONS

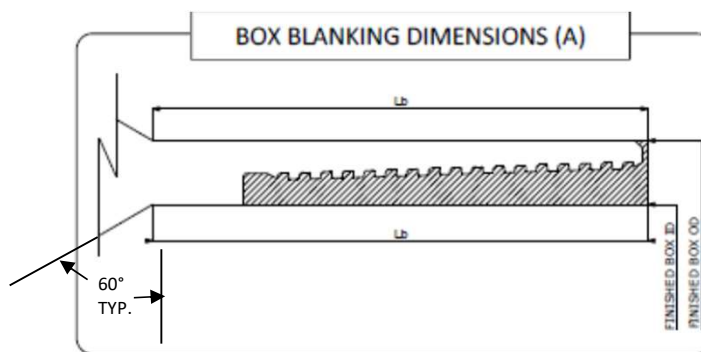
TABLE 1: ACCESSORY PIN BLANKING DIMENSIONS FOR GEOCONN, GEOCONN-TS, MO-GT AND MO-GT-TS (UNIT: INCH) (CONTINUED)						
NOMINAL OD	NOMINAL WEIGHT (lb/ft)	NOMINAL WALL	FINISHED PIN OD	FINISHED PIN ID	BLANKED LENGTH NO RECUT (Lp)	MIN RECUT LENGTH
TOLERANCE			±0.015	±0.010	MIN	MIN
11 3/4	47.00	0.375	11.750	11.000	5.250	2.188
11 3/4	54.00	0.435	11.750	10.880	5.250	2.188
11 3/4	60.00	0.489	11.750	10.772	5.250	2.188
11 7/8	71.80	0.582	11.875	10.711	5.250	2.188
13 3/8	54.50	0.380	13.375	12.615	5.250	2.188
13 3/8	61.00	0.430	13.375	12.515	5.250	2.188
13 3/8	68.00	0.480	13.375	12.415	5.250	2.188
13 3/8	72.00	0.514	13.375	12.347	5.250	2.188
16	65.00	0.375	16.000	15.250	5.375	1.625
16	75.00	0.438	16.000	15.124	5.375	1.625
16	84.00	0.495	16.000	15.010	5.375	1.625
16	94.50	0.562	16.000	14.876	5.375	1.625
16	109.00	0.656	16.000	14.688	5.375	1.625
18 5/8	87.50	0.435	18.625	17.755	5.375	1.625
18 5/8	94.50	0.468	18.625	17.689	5.375	1.625
18 5/8	112.00	0.579	18.625	17.467	5.375	1.625
18 5/8	126.00	0.636	18.625	17.353	5.375	1.625
20	94.00	0.438	20.000	19.124	5.375	1.625
20	106.50	0.500	20.000	19.000	5.375	1.625
20	133.00	0.635	20.000	18.730	5.375	1.625



GEOCONN FAMILY (GEOCONN, GEOCONN-TS, GEOCONN-HT, MO-GT, MO-GT-TS) BLANKING DIMENSIONS

TABLE 2: ACCESSORY BOX BLANKING DIMENSIONS FOR GEOCONN, GEOCONN-TS, GEOCONN-HT, MO-GT AND MO-GT-TS (UNIT: INCH)

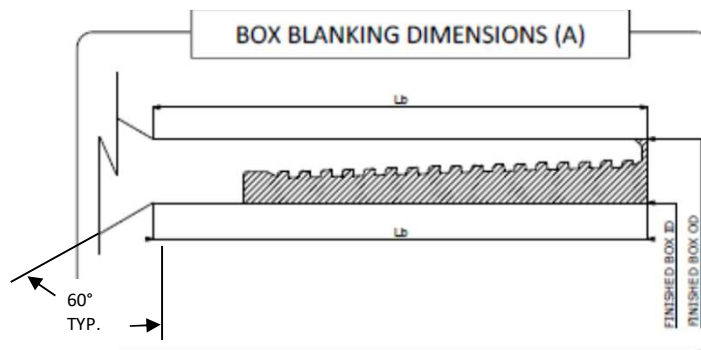
NOMINAL OD	NOMINAL WEIGHT (lb/ft)	NOMINAL WALL	FINISHED BOX OD			FINISHED BOX ID	BLANKED LENGTH NO RECUT (Lb)	MIN RECUT LENGTH
			REGULAR OD (W)	SPECIAL CLEARANCE 1 (Wsc1)	SPECIAL CLEARANCE 2 (Wsc2)			
TOLERANCE			±0.015	±0.015	±0.015	±0.008	MIN	MIN
4 1/2	10.50	0.224	5.250	5.000	4.875	4.097	5.000	3.438
4 1/2	11.60	0.250	5.250	5.000	4.875	4.050	5.000	3.438
4 1/2	12.60	0.271	5.250	5.000	4.875	4.012	5.000	3.438
4 1/2	13.50	0.290	5.250	5.000	4.875	3.978	5.000	3.438
4 1/2	15.10	0.337	5.250	5.000	N/A	3.893	5.000	3.438
5	15.00	0.296	5.800	5.563	5.375	4.467	5.125	3.438
5	18.00	0.362	5.800	5.563	5.375	4.348	5.125	3.438
5 1/2	15.50	0.275	6.300	6.050	5.875	5.005	5.188	3.438
5 1/2	17.00	0.304	6.300	6.050	5.875	4.953	5.188	3.438
5 1/2	20.00	0.361	6.300	6.050	5.875	4.850	5.188	3.438
5 1/2	23.00	0.415	6.300	6.050	N/A	4.753	5.188	3.438
6	18.80	0.304	6.625	N/A	N/A	5.453	5.250	3.063
6	23.00	0.380	6.625	N/A	N/A	5.316	5.250	3.063
6	24.50	0.400	6.625	N/A	N/A	5.280	5.250	3.063
6 5/8	20.00	0.288	7.390	7.000	N/A	6.107	5.375	3.438
6 5/8	24.00	0.352	7.390	7.000	N/A	5.991	5.375	3.438
7	20.00	0.272	7.875	7.656	N/A	6.510	5.563	3.438
7	23.00	0.317	7.875	7.656	N/A	6.429	5.563	3.438
7	26.00	0.362	7.875	7.656	N/A	6.348	5.563	3.438
7	29.00	0.408	7.875	7.656	N/A	6.266	5.563	3.438
7	32.00	0.453	7.875	7.656	N/A	6.185	5.563	3.438
7	35.00	0.498	7.875	7.656	N/A	6.104	5.563	3.438
7	38.00	0.540	7.875	7.656	N/A	6.028	5.563	3.438



GEOCONN FAMILY (GEOCONN, GEOCONN-TS, GEOCONN-HT, MO-GT, MO-GT-TS) BLANKING DIMENSIONS

TABLE 2: ACCESSORY BOX BLANKING DIMENSIONS FOR GEOCONN, GEOCONN-TS, MO-GT AND MO-GT-TS (UNIT: INCH)
(CONTINUED)

NOMINAL OD	NOMINAL WEIGHT (lb/ft)	NOMINAL WALL	FINISHED BOX OD			FINISHED BOX ID	BLANKED LENGTH NO RECUT (Lb)	MIN RECUT LENGTH
			REGULAR OD (W)	SPECIAL CLEARANCE 1 (Wsc1)	SPECIAL CLEARANCE 2 (Wsc2)			
TOLERANCE			±0.015	±0.015	±0.015	±0.008	MIN	MIN
7 5/8	26.40	0.328	8.500	8.125	N/A	7.035	5.750	3.438
7 5/8	29.70	0.375	8.500	8.125	N/A	6.950	5.750	3.438
7 5/8	33.70	0.430	8.500	8.125	N/A	6.851	5.750	3.438
7 5/8	39.00	0.500	8.500	8.125	N/A	6.725	5.750	3.438
8 5/8	24.00	0.264	9.625	9.125	N/A	8.150	5.875	3.438
8 5/8	28.00	0.304	9.625	9.125	N/A	8.078	5.875	3.438
8 5/8	32.00	0.352	9.625	9.125	9.000	7.991	5.875	3.438
8 5/8	36.00	0.400	9.625	9.125	N/A	7.905	5.875	3.438
9 5/8	36.00	0.352	10.625	10.125	N/A	8.991	5.875	3.438
9 5/8	40.00	0.395	10.625	10.125	N/A	8.914	5.875	3.438
9 5/8	43.50	0.435	10.625	10.125	N/A	8.842	5.875	3.438
9 5/8	47.00	0.472	10.625	10.125	N/A	8.775	5.875	3.438
9 5/8	53.50	0.545	10.625	10.125	N/A	8.644	5.875	3.438
9 7/8	62.80	0.625	10.875	N/A	N/A	8.750	5.875	3.438
10 3/4	40.50	0.350	11.750	11.250	N/A	10.120	5.875	3.438
10 3/4	45.50	0.400	11.750	11.250	N/A	10.030	5.875	3.438
10 3/4	51.00	0.450	11.750	11.250	N/A	9.940	5.875	3.438
10 3/4	55.50	0.495	11.750	11.250	N/A	9.859	5.875	3.438
10 3/4	60.70	0.540	11.750	11.250	N/A	9.769	5.875	3.438
10 3/4	71.10	0.650	11.750	11.250	N/A	9.580	5.875	3.438



GEOCONN FAMILY (GEOCONN, GEOCONN-TS, GEOCONN-HT, MO-GT, MO-GT-TS) BLANKING DIMENSIONS

TABLE 2: ACCESSORY BOX BLANKING DIMENSIONS FOR GEOCONN, GEOCONN-TS, MO-GT AND MO-GT-TS (UNIT: INCH)
(CONTINUED)

NOMINAL OD	NOMINAL WEIGHT (lb/ft)	NOMINAL WALL	FINISHED BOX OD			FINISHED BOX ID	BLANKED LENGTH NO RECUT (Lb)	MIN RECUT LENGTH
			REGULAR OD (W)	SPECIAL CLEARANCE 1 (Wsc1)	SPECIAL CLEARANCE 2 (Wsc2)			
TOLERANCE			±0.015	±0.015	±0.015	±0.008	MIN	MIN
11 3/4	47.00	0.375	12.750	N/A	N/A	11.075	5.875	3.438
11 3/4	54.00	0.435	12.750	12.250	N/A	10.967	5.875	3.438
11 3/4	60.00	0.489	12.750	N/A	N/A	10.870	5.875	3.438
11 7/8	71.80	0.582	12.850	N/A	N/A	10.827	5.875	3.438
13 3/8	54.50	0.380	14.375	N/A	N/A	12.691	5.875	3.438
13 3/8	61.00	0.430	14.375	N/A	N/A	12.601	5.875	3.438
13 3/8	68.00	0.480	14.375	N/A	N/A	12.511	5.875	3.438
13 3/8	72.00	0.514	14.375	N/A	N/A	12.450	5.875	3.438
16	65.00	0.375	17.000	N/A	N/A	15.325	6.000	2.688
16	75.00	0.438	17.000	N/A	N/A	15.212	6.000	2.688
16	84.00	0.495	17.000	N/A	N/A	15.109	6.000	2.688
16	94.50	0.562	17.000	N/A	N/A	14.988	6.000	2.688
16	109.00	0.656	17.000	N/A	N/A	14.819	6.000	2.688
18 5/8	87.50	0.435	20.000	N/A	N/A	17.842	6.000	2.688
18 5/8	94.50	0.468	20.000	N/A	N/A	17.783	6.000	2.688
18 5/8	112.00	0.579	20.000	N/A	N/A	17.583	6.000	2.688
18 5/8	126.00	0.636	20.000	N/A	N/A	17.480	6.000	2.688
20	94.00	0.438	21.000	N/A	N/A	19.212	6.000	2.813
20	106.50	0.500	21.000	N/A	N/A	19.100	6.000	2.813
20	133.00	0.635	21.000	N/A	N/A	18.857	6.000	2.813

